



Drop Shadow
 Patterned Background
 Separating drop shadows can be difficult, especially over patterned backgrounds.



Ghosted Image – an image reproduced in the background that is light enough to still be recognizable, but not so dark as to make the text printed on top of it illegible.
 Ghosted background images make the type that is on top more difficult to select. We usually separate the text from other elements so we can adjust the color of individual elements independently.



Gradients – a gradual blend between multiple colors
 Text over gradients can be more difficult to select. Color matching a gradient can be more challenging as the beginning, middle and ending colors need to be accurately identified and adjusted.

Examples of what constitutes a 'custom cover' for scanned originals





Image Wrap – images that wrap across all three planes of the cover – front, spine, back.

Unless a flat, never used, cover can be provided, more time will be needed to remove fold lines left from when the cover was bound to the text pages. Careful retouching is required to maintain image integrity where the cover was folded on each side of the spine.



Patterned Background

Text over patterned backgrounds can be more difficult to select. The folds around the spine will likely be more difficult to retouch – if the uniformity of the pattern is not maintained the retouching will be obvious. The pattern will also need to be matched in areas of the cover that are retouched due to damage (tearing) or uneven discoloration due to age.



Broken or Pinched Text

The thin areas of small text may not photograph clearly either because of their small size or because of dark backgrounds. We will need additional time retouching the text to make it legible.



Examples of what constitutes a 'custom cover' for scanned originals

Additional criteria:

Metallic inks / foils will photograph with pronounced shadows and highlights because of their reflectivity. This makes selecting elements printed with these types of inks more challenging.

Embossed areas (a design that is pressed in to the paper making the pressed areas rise above the rest of the surface of the paper). Embossed designs will also photograph with pronounced shadows in the low areas and pronounced highlights in the raised areas of the design. This unevenness makes separating these elements for selective color correction more difficult.

Textured Paper Stock such as linen. Like embossing, textured paper will photograph with pronounced shadows and highlights. Text (especially small text) will appear uneven and jagged because of the textured surface of the paper. Selecting this text for color correction and retouching will likely take additional time.